



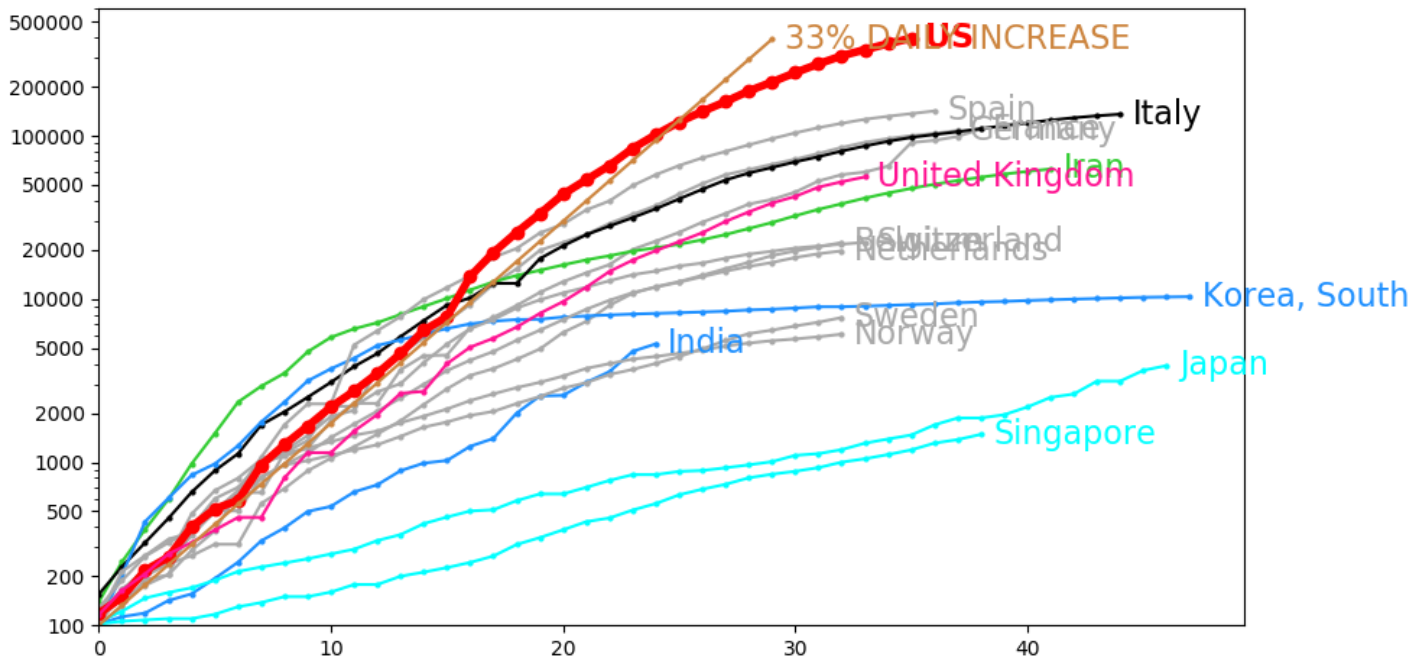
COVID-19 TRACKER

LATEST CHARTS

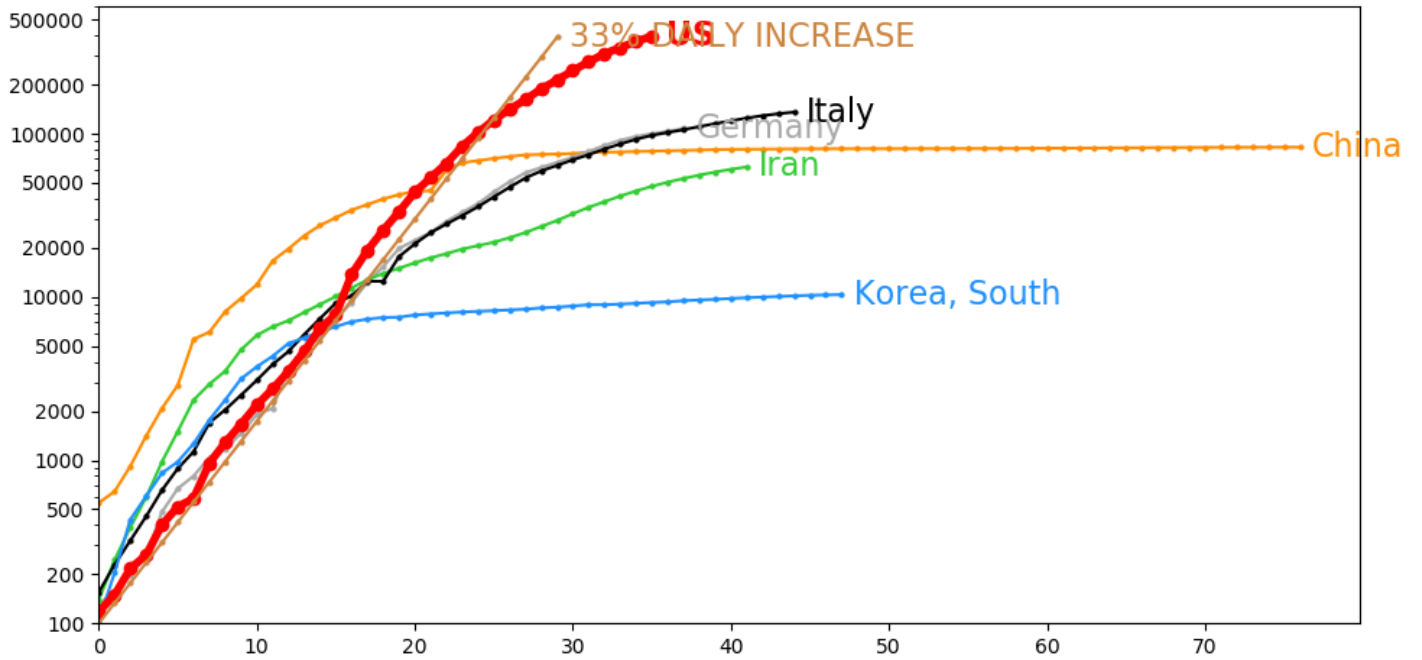
THE FOLLOWING CHARTS ARE CURRENT AS AT 8 APRIL 2020.

Please speak with your AB representative if you have any questions.

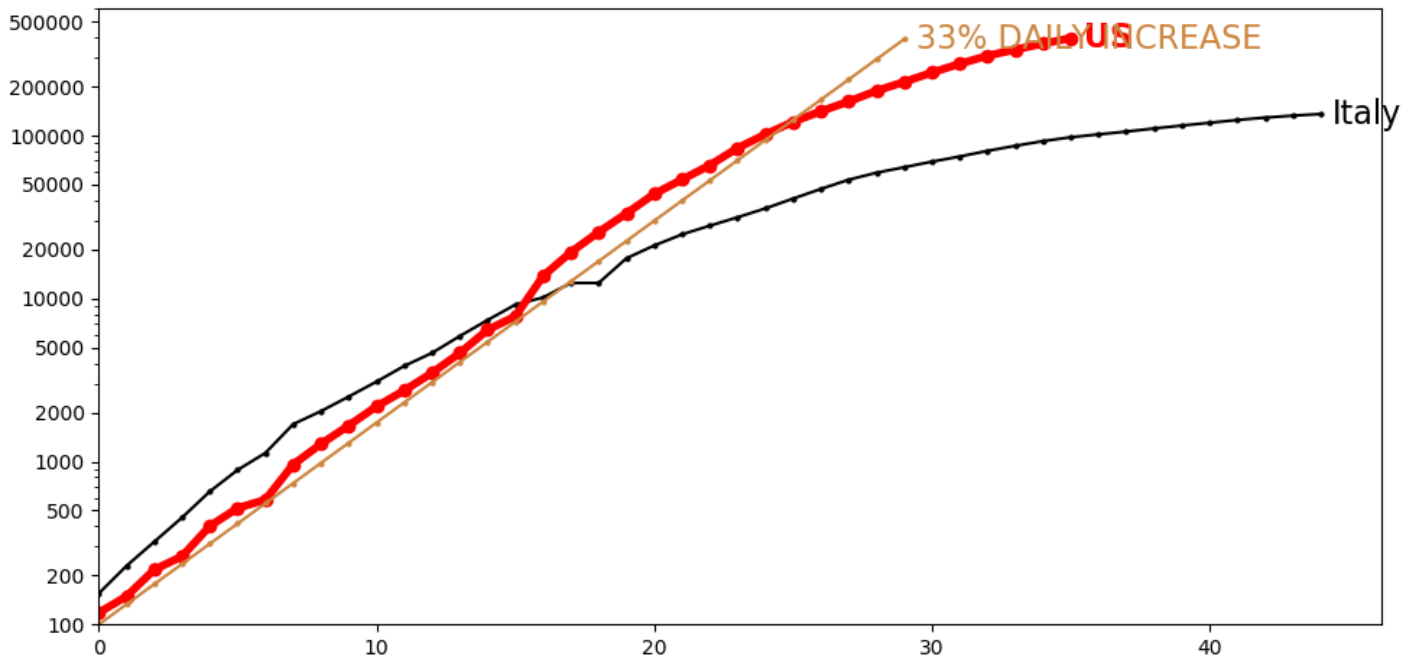
Cumulative number of cases, by number of days since 100th case (Updated 8 April, 2020)



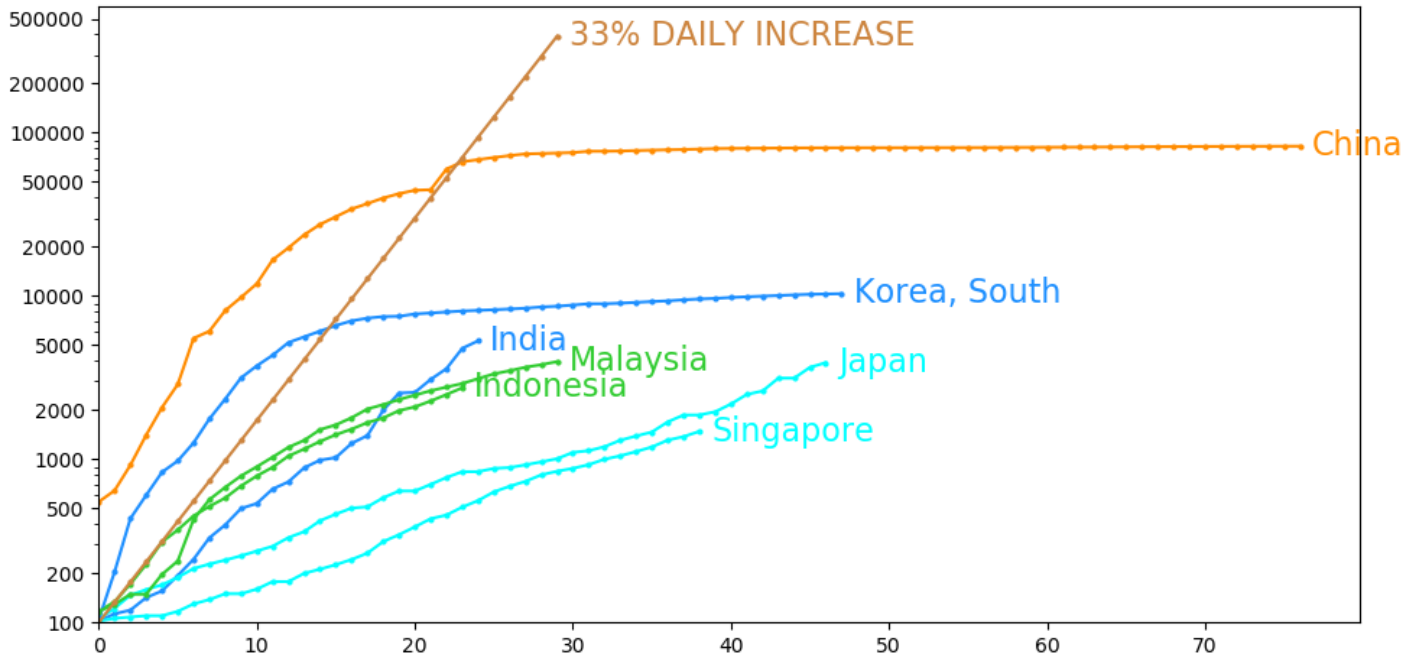
Cumulative number of cases, by number of days since 100th case with China (Updated 8 April, 2020)



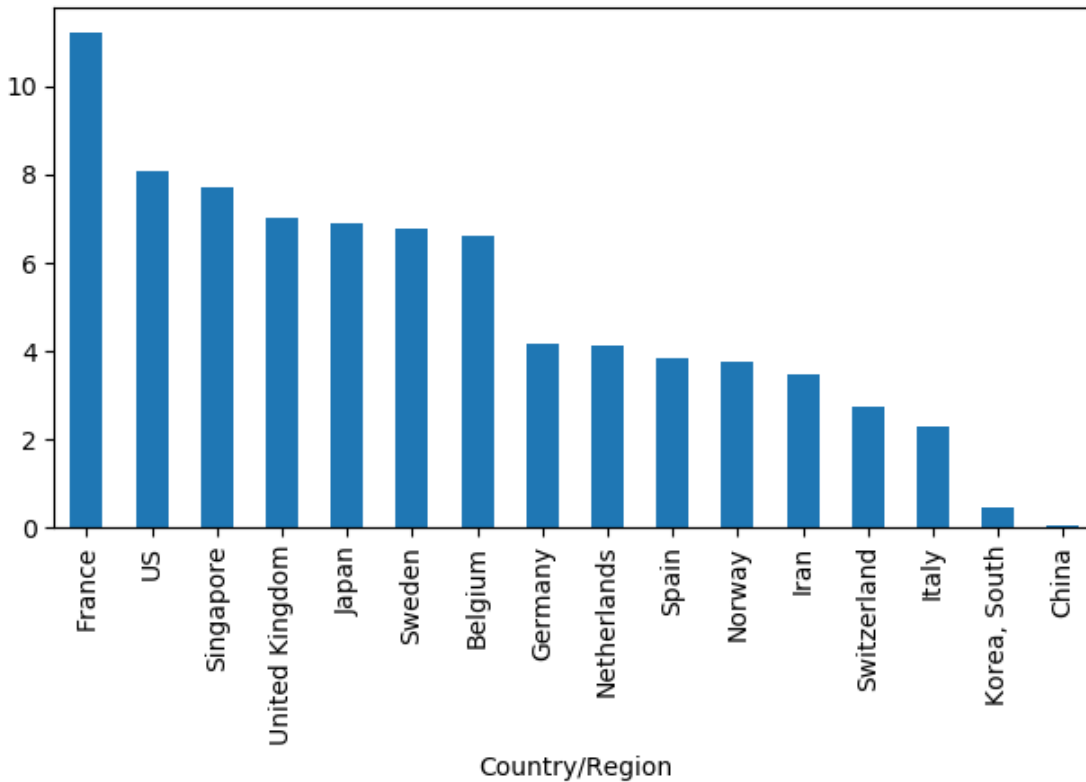
Cumulative number of cases for US and Italy only (Updated 8 April, 2020)



Cumulative number of cases, by number of days since 100th case Asia (Updated 8 April, 2020)



Daily Percentage Increase by Country (8 April, 2020)



History of Change in Daily Percentage Increases

Country/Region	Change	Change t-1	Change t-2	Change t-3	Change t-4	Change t-5	Change t-6	Change t-7	Change t-8	Change t-9	Change t-10
France	0.47	0.01	0.22	0.60	0.00	0.28	0.47	0.07	0.18	0.46	0.73
United Kingdom	0.35	0.00	0.43	0.75	0.00	0.20	0.19	0.18	0.32	0.26	0.41
US	0.32	0.28	0.25	0.31	0.30	0.34	13.53	0.00	0.00	0.47	0.00
Spain	0.27	0.22	0.22	1.30	0.00	0.34	0.58	0.59	0.35	0.25	0.54
Germany	0.25	0.26	0.25	0.77	0.09	0.31	0.24	0.13	0.30	0.19	0.39
Netherlands	0.24	0.18	0.19	0.60	0.00	0.32	0.19	0.21	0.41	0.47	0.56
Belgium	0.19	0.29	0.23	0.78	0.00	0.18	0.12	0.20	0.18	0.55	1.18
Italy	0.13	0.17	0.20	0.42	0.00	0.23	0.11	0.24	0.25	0.27	0.20
Norway	0.09	0.12	0.09	0.42	0.17	0.50	0.95	0.16	0.20	0.36	0.24
Sweden	0.08	0.06	0.18	0.36	0.20	0.41	0.43	0.22	0.26	0.59	0.07
Iran	0.08	0.09	0.12	0.13	0.12	0.12	0.12	0.09	0.13	0.23	0.35
Singapore	0.08	0.07	0.06	0.12	0.00	0.11	0.07	0.00	0.09	0.06	0.11
Korea, South	0.01	0.01	0.01	0.01	0.01	0.03	0.00	0.02	0.04	0.07	0.08
China	0.00	0.00	0.00	0.00	0.00	0.00	0.00	0.00	0.00	0.00	0.00
Switzerland	0.00	0.62	0.19	0.75	0.00	0.33	0.31	0.11	0.26	0.25	0.88
Japan	-0.02	0.09	0.10	0.10	0.00	0.10	0.14	0.02	0.09	0.10	0.17

* Lighter colors indicate smaller values. Color code is along the rows.

Source: Johns Hopkins

You can access

our full suite of coronavirus materials on our [Volatility Insights microsite](#).



This information is for exclusive use of the wholesale person to whom it is provided and not to be relied upon by any other person.

This document has been prepared by AllianceBernstein Australia Limited ("ABAL")—ABN 53 095 022 718, AFSL 230 698. Information in this document is only intended for persons that qualify as "wholesale clients," as defined by the Corporations Act 2001, and is not to be construed as advice. This document is provided solely for informational purposes and is not an offer to buy or sell securities. The information, forecasts and opinions set forth in this document have not been prepared for any recipient's specific investment objectives, financial situation or particular needs. Neither this document nor the information contained in it are intended to take the place of professional advice. You should not take action on specific issues based on the information contained in this document without first obtaining professional advice.

Past performance does not guarantee future results. Projections, although based on current information, may not be realized. Information, forecasts and opinions can change without notice and ABAL does not guarantee the accuracy of the information at any particular time. Although care has been exercised in compiling the information contained in this document, ABAL does not warrant that this document is free from errors, inaccuracies or omissions. ABAL disclaims any liability for damage or loss arising from reliance upon any matter contained in this document except for statutory liability which cannot be excluded.

No reproduction of the materials in this document may be made without the express written permission of ABAL. This information is provided for persons in Australia only and is not being provided for the use of any person who is in any other country.

The [A/B] logo is a registered service mark of AllianceBernstein and AllianceBernstein® is a registered service mark used by permission of the owner, AllianceBernstein L.P.

Level 32, Aurora Place, 88 Phillip Street, Sydney NSW 2000 +612 9255 1299 Email: aust_clientservice@alliancebernstein.com www.alliancebernstein.com.

© 2020 AllianceBernstein L.P.

For recipients use only. Not for inspection by, distribution or quotation to, the general public.